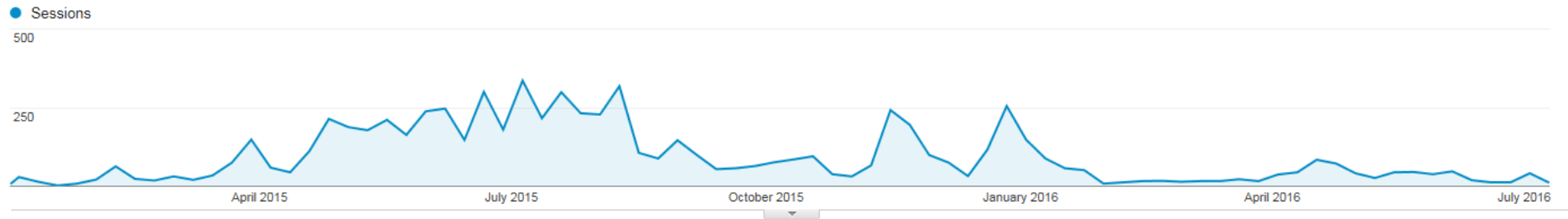
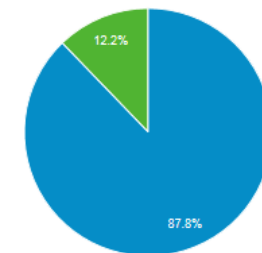


July 2016 ACNCG Website analytics



■ New Visitor ■ Returning Visitor



Demographics

Language

Country

City

System

Browser

Operating System

Service Provider

Mobile

Operating System

Service Provider

Screen Resolution

Country

Country	Sessions	% Sessions
1. Russia	1,564	21.15%
2. United States	1,541	20.84%
3. Australia	1,201	16.24%
4. (not set)	1,047	14.16%
5. China	260	3.52%
6. Brazil	208	2.81%
7. United Kingdom	173	2.34%
8. Japan	164	2.22%
9. Germany	108	1.46%
10. South Korea	87	1.18%

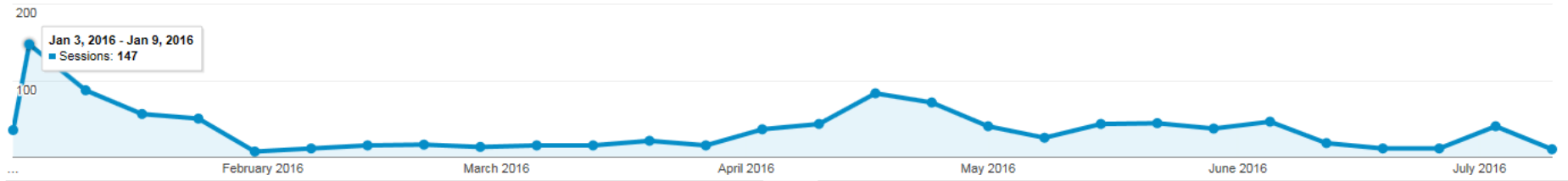
[view full report](#)

Overview

Sessions vs. [Select a metric](#)

Hourly Day **Week** Month

Sessions



Sessions
1,061

Users
861

Pageviews
2,102

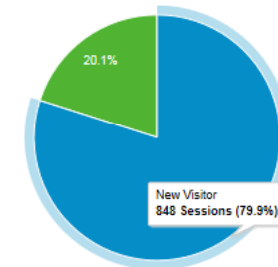
Pages / Session
1.98

Avg. Session Duration
00:01:26

Bounce Rate
78.32%

% New Sessions
79.92%

■ New Visitor ■ Returning Visitor



Demographics

Language

Country

City

System

Browser

Operating System

Service Provider

Mobile

Country

Country	Sessions	% Sessions
1. Australia	374	35.25%
2. Russia	168	15.83%
3. United States	131	12.35%
4. United Kingdom	104	9.80%
5. (not set)	86	8.11%
6. China	32	3.02%
7. France	11	1.04%
8. Japan	11	1.04%