

ACNCG website

July 2015 ANALYTICS

Sessions vs. Select a metric

hourly Day week month

Jan 15, 2015 - Jul 15, 2015: Sessions

Jul 17, 2014 - Jan 14, 2015: Sessions

120

60

February 2015 March 2015 April 2015 May 2015 June 2015 July 2015

Sessions

1,044.16%

3,135 vs 274



Users

2,000.00%

2,772 vs 132



Pageviews

337.01%

4,829 vs 1,105



Pages / Session

-61.80%

1.54 vs 4.03



Avg. Session Duration

-65.81%

00:01:04 vs 00:03:07



Bounce Rate

73.97%

80.00% vs 45.99%



% New Sessions

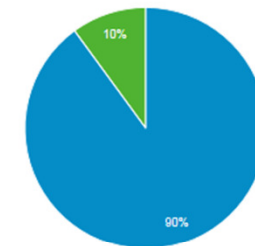
82.61%

87.97% vs 48.18%

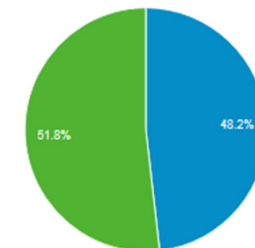


■ New Visitor ■ Returning Visitor

Jan 15, 2015 - Jul 15, 2015



Jul 17, 2014 - Jan 14, 2015



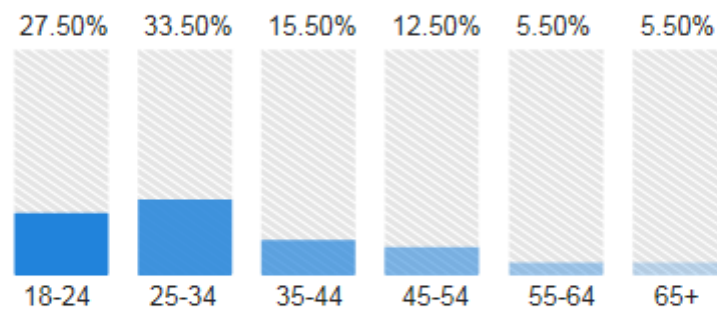
Sessions % Sessions





Demographics






Language

Age

100% of total sessions



Country ?	Acquisition			Behavior		
	Sessions ? ↓	% New Sessions ?	New Users ?	Bounce Rate ?	Pages / Session ?	Avg. Session Duration ?
	1,044.16% ↑ 3,135 vs 274	86.72% ↑ 89.95% vs 48.18%	2,036.36% ↑ 2,820 vs 132	73.97% ↓ 80.00% vs 45.99%	61.80% ↓ 1.54 vs 4.03	65.81% ↓ 00:01:04 vs 00:03:07
1.  United States						
Jan 15, 2015 - Jul 15, 2015	960 (30.62%)	100.00%	960 (34.04%)	80.31%	1.19	00:00:35
Jul 17, 2014 - Jan 14, 2015	7 (2.55%)	71.43%	5 (3.79%)	57.14%	2.43	00:00:32
% Change	13,614.29%	40.00%	19,100.00%	40.55%	-50.85%	12.23%
2. (not set)						
Jan 15, 2015 - Jul 15, 2015	520 (16.59%)	97.88%	509 (18.05%)	88.27%	1.17	00:00:21
Jul 17, 2014 - Jan 14, 2015	4 (1.46%)	25.00%	1 (0.76%)	25.00%	6.25	00:11:46
% Change	12,900.00%	291.54%	50,800.00%	253.08%	-81.26%	-97.00%
3.  Australia						
Jan 15, 2015 - Jul 15, 2015	468 (14.93%)	42.31%	198 (7.02%)	41.67%	3.90	00:05:05
Jul 17, 2014 - Jan 14, 2015	200 (72.99%)	60.00%	120 (90.91%)	30.50%	4.96	00:04:01
% Change	134.00%	-29.49%	65.00%	36.61%	-21.47%	26.83%
4.  Russia						
Jan 15, 2015 - Jul 15, 2015	212 (6.76%)	87.74%	186 (6.60%)	96.23%	1.06	00:00:11
Jul 17, 2014 - Jan 14, 2015	56 (20.44%)	1.79%	1 (0.76%)	100.00%	1.00	00:00:00
% Change	278.57%	4,813.21%	18,500.00%	-3.77%	5.66%	∞%
5.  Brazil						
Jan 15, 2015 - Jul 15, 2015	125 (3.99%)	100.00%	125 (4.43%)	98.40%	1.00	00:00:00
Jul 17, 2014 - Jan 14, 2015	0 (0.00%)	0.00%	0 (0.00%)	0.00%	0.00	00:00:00
% Change	∞%	∞%	∞%	∞%	∞%	0.00%

Country ?	Acquisition			Behavior		
	Sessions ? ↓	% New Sessions ?	New Users ?	Bounce Rate ?	Pages / Session ?	Avg. Session Duration ?
6.  China						
Jan 15, 2015 - Jul 15, 2015	124 (3.96%)	100.00%	124 (4.40%)	85.48%	0.95	00:00:09
Jul 17, 2014 - Jan 14, 2015	2 (0.73%)	100.00%	2 (1.52%)	100.00%	1.00	00:00:00
% Change	6,100.00%	0.00%	6,100.00%	-14.52%	-4.84%	∞%
7.  Japan						
Jan 15, 2015 - Jul 15, 2015	84 (2.68%)	98.81%	83 (2.94%)	80.95%	0.98	00:00:17
Jul 17, 2014 - Jan 14, 2015	0 (0.00%)	0.00%	0 (0.00%)	0.00%	0.00	00:00:00
% Change	∞%	∞%	∞%	∞%	∞%	∞%
8.  Germany						
Jan 15, 2015 - Jul 15, 2015	65 (2.07%)	100.00%	65 (2.30%)	93.85%	1.11	00:00:06
Jul 17, 2014 - Jan 14, 2015	0 (0.00%)	0.00%	0 (0.00%)	0.00%	0.00	00:00:00
% Change	∞%	∞%	∞%	∞%	∞%	∞%
9.  Italy						
Jan 15, 2015 - Jul 15, 2015	44 (1.40%)	100.00%	44 (1.56%)	90.91%	1.09	00:00:17
Jul 17, 2014 - Jan 14, 2015	0 (0.00%)	0.00%	0 (0.00%)	0.00%	0.00	00:00:00
% Change	∞%	∞%	∞%	∞%	∞%	∞%
10.  South Korea						
Jan 15, 2015 - Jul 15, 2015	43 (1.37%)	100.00%	43 (1.52%)	86.05%	1.05	00:00:18
Jul 17, 2014 - Jan 14, 2015	0 (0.00%)	0.00%	0 (0.00%)	0.00%	0.00	00:00:00
% Change	∞%	∞%	∞%	∞%	∞%	∞%