



Qenos

2016 April ACNCG

8/04/2016



Introduction

Qenos update since November ACNCG

- Qenos actions arising
- Community
- Regulatory Interface

2016 Qenos ACNCG Focus Areas

2015 Performance Trends

2



Actions arising

- Overview of EAPP program given @ December EMT.
- Follow up meeting with community reps on 17th Dec



Community

- December & March EMT meetings held
 - March EMT at Plastics with site tour
- Consultation
 - Qenos and ACNCG Website update about SCAl-2 start-up on 24th February
 - Qenos SHE Excellence Awards held on 23rd March
- Complaints
 - 3 flare noise complaints
 - Nov '15 Scal-1 ethylene off spec
 - Jan '16 Scal-2 ethylene off spec
 - Feb '16 Scal-2 plant start up
 - 2 odour complaints
 - Feb '16 Effluent Treatment Plant
 - Mar '16 Effluent Treatment Plant




Regulatory Interface

- EPA
 - Submitted Groundwater Quality Management plan to EPA in December '15
 - Participation in Earned Autonomy Pilot Program.
 - Attended network sessions in Nov '15 and Feb '16
 - Notified EPA about overflows to stormwater on 30th January during a storm
- CWW
 - Standing non compliance in place for Sulphides in Olefins trade waste.
 - Non compliance for Styrene on Jan 16
- Worksafe
 - MHF 2015 over sight report received
 - Reported injury to finger at Plastics on February 4th (jammed finger)
 - Reported small fire on a compressor on February 14th (oil build up on steam line)



2016 focus		April 2016 ACNCG Status
Improve SHE performance	<ul style="list-style-type: none"> Greater leadership and workforce engagement, accountability and improved performance indicators 	<ul style="list-style-type: none"> 1 Contractor injury for the first quarter which required some medical treatment. Noise EIP activities in progress Recycled water usage at 69% of Altona total water usage
	<ul style="list-style-type: none"> Implement Noise EIP activities Continue Groundwater management plan. 	
	<ul style="list-style-type: none"> Maximise recycled water. Develop implementation plan for ISO-14001 accreditation 	
	<ul style="list-style-type: none"> Develop draft MHF Safety Case submission for 2017 application 	
Business outlook	<ul style="list-style-type: none"> Oil and \$A look stable and forecast for PE regional pricing is low \$38M capital program for 2016 across Qenos 	<ul style="list-style-type: none"> First quarter business performance on plan Preparation & engineering work for plant trials of new milk bottle grade continuing. First plant trial of new pipe grade completed and product under long term testing
	<ul style="list-style-type: none"> Looking to develop new milk bottle product and pipe grades 	
	<ul style="list-style-type: none"> If ethane supply is as per plan across both states, then expect PE production to be highest for 7-8yrs 	
	<ul style="list-style-type: none"> Continuous improvement focus across the business 	





Qenos

2015 Performance trends

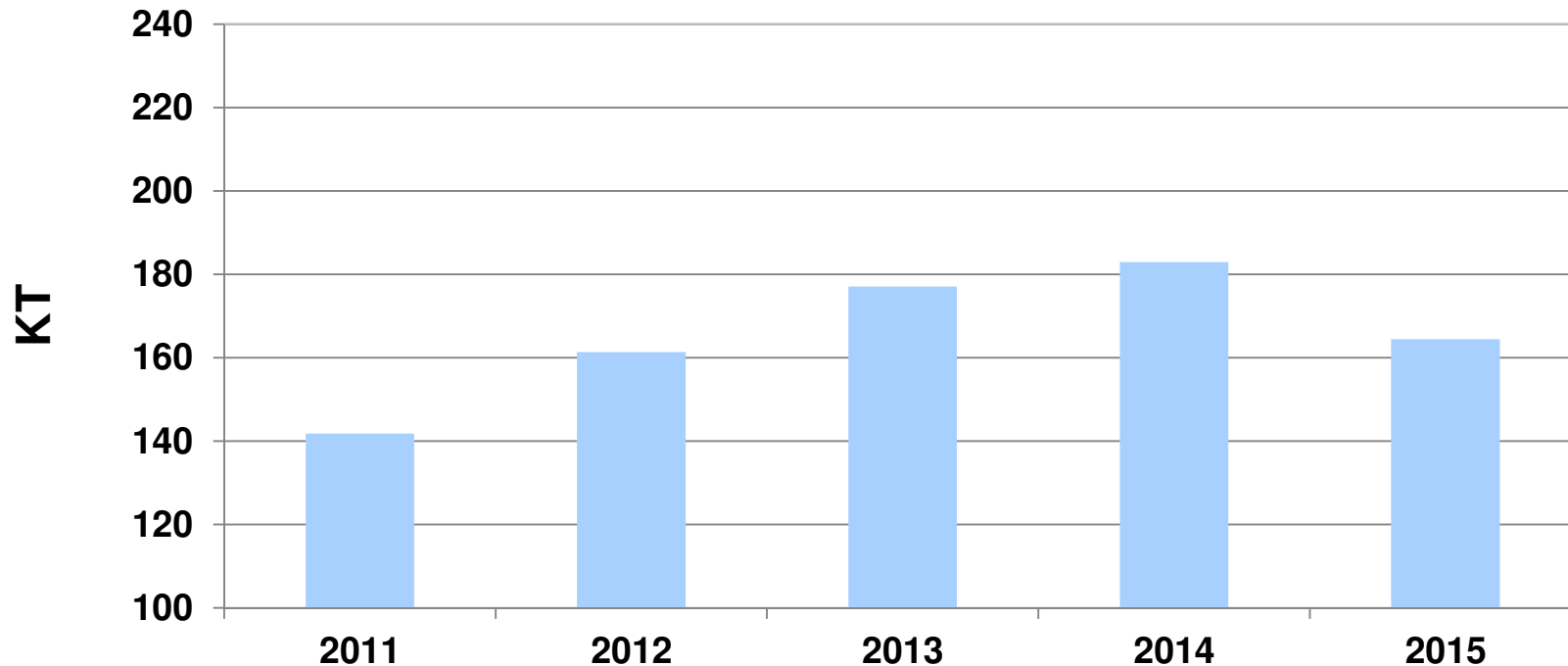


8/04/2016



Polyethylene production

- 82% of production plan.
- Ethane feedstock shortage due to IR disputation as Esso resulted in the majority of the production shortfall

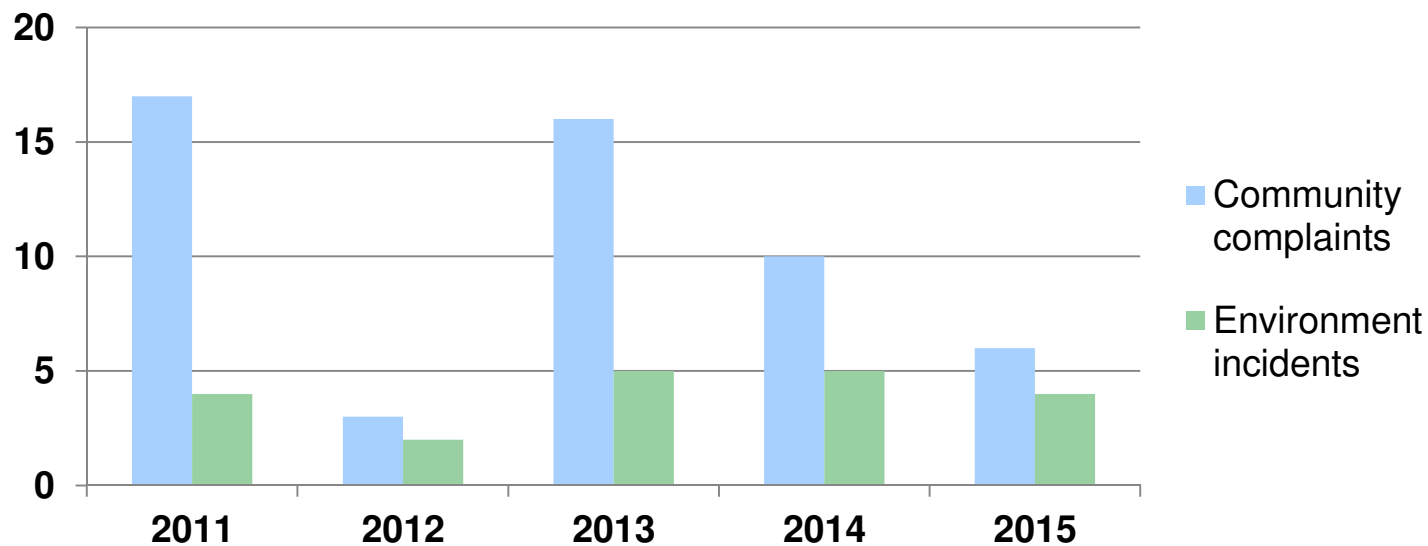


8



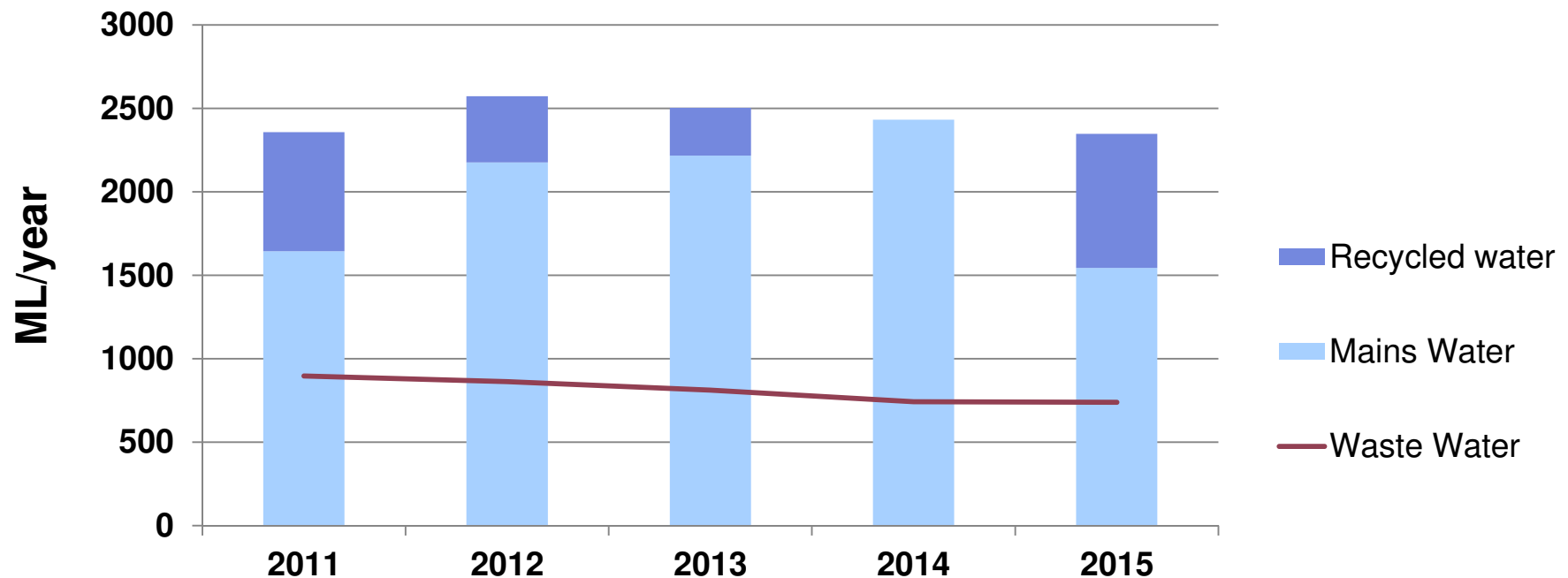
Environment trends

- Five complaints for flare noise.
 - Three related to steam failure in January
- One odour complaint for Effluent plant odour
- Four trade waste non compliances.
 - Three related to sulphides



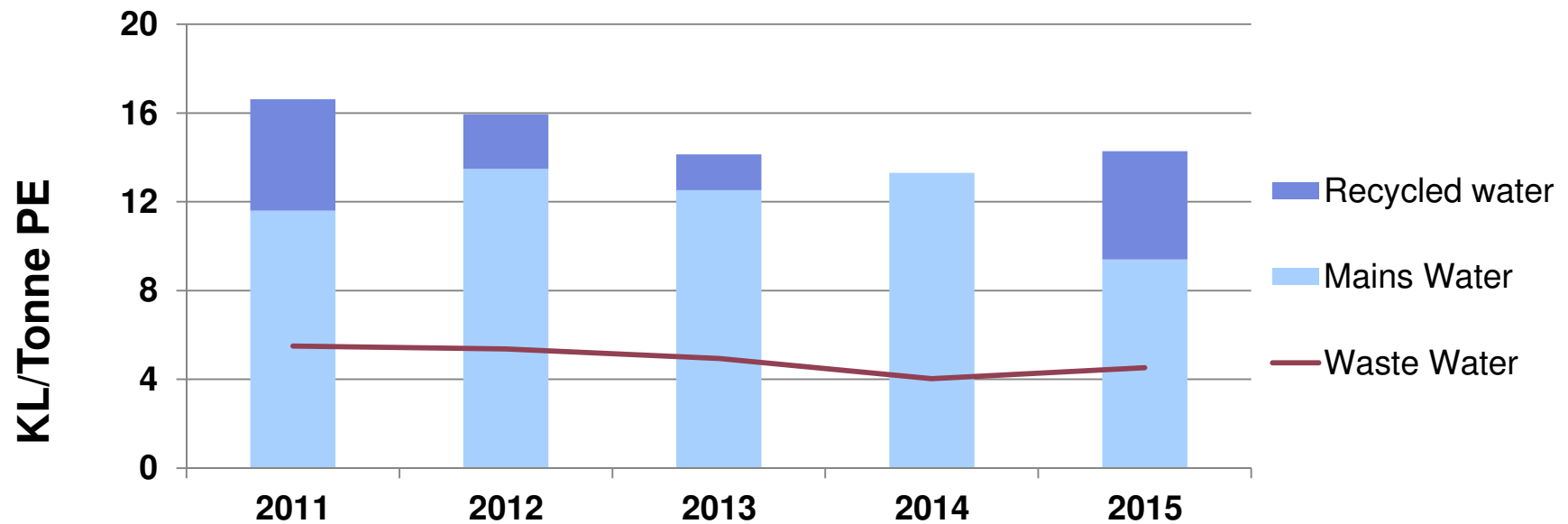
Water Usages

- Recycled water commenced in June.
 - Expect to double recycled water use in 2016



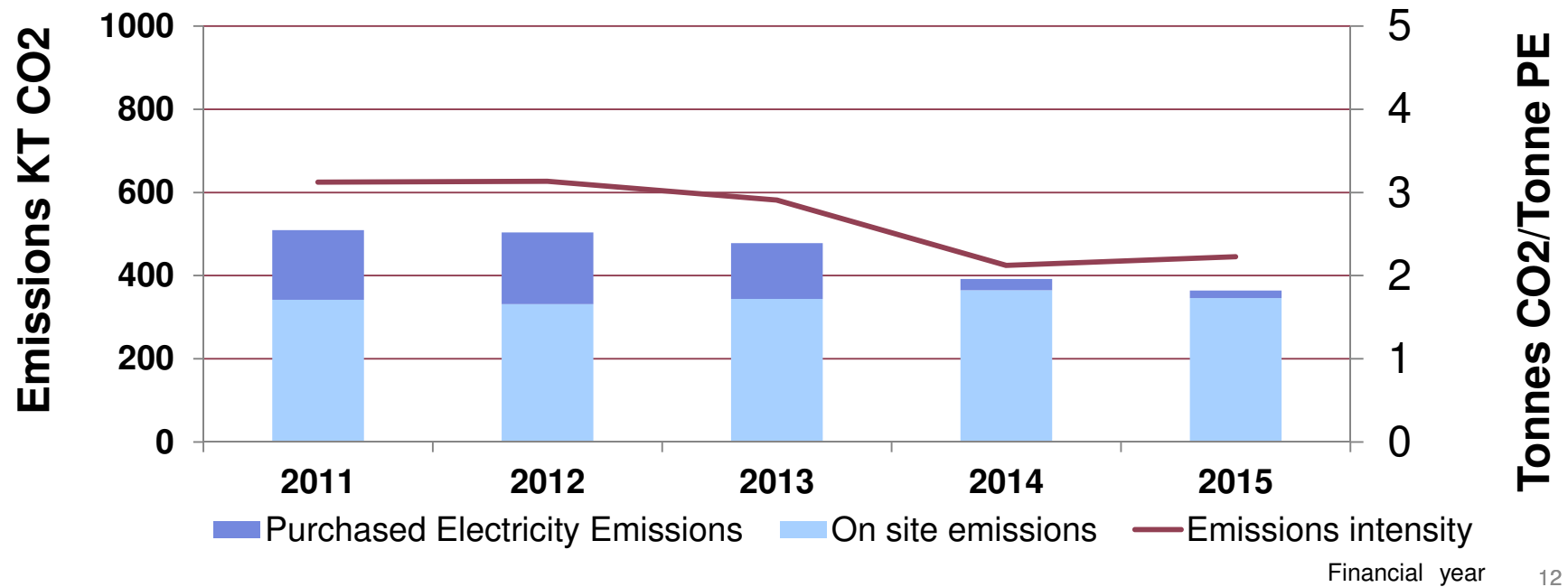
Water Efficiency

- Efficiency reduced due to lower PE production volumes at 82% of plan



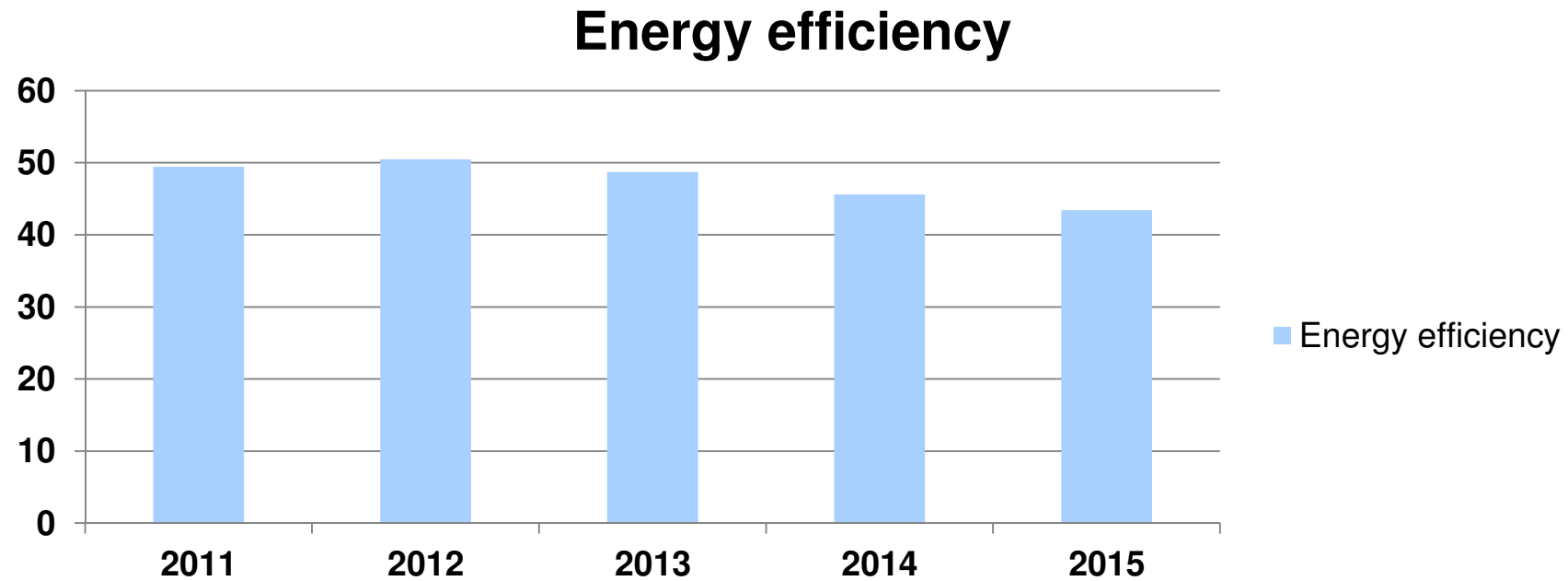
Greenhouse Gas Emissions

- Emissions and efficiency reduced due to lower production.



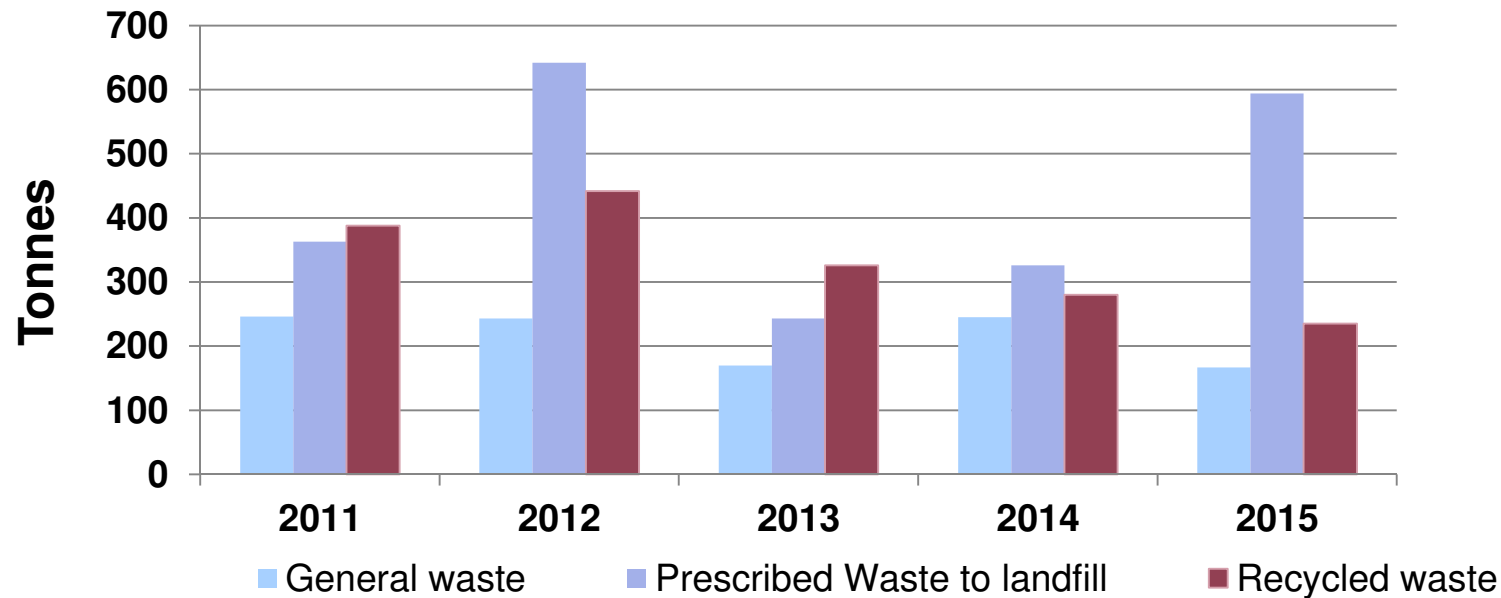
Energy Efficiency

- Some energy efficiency improvements



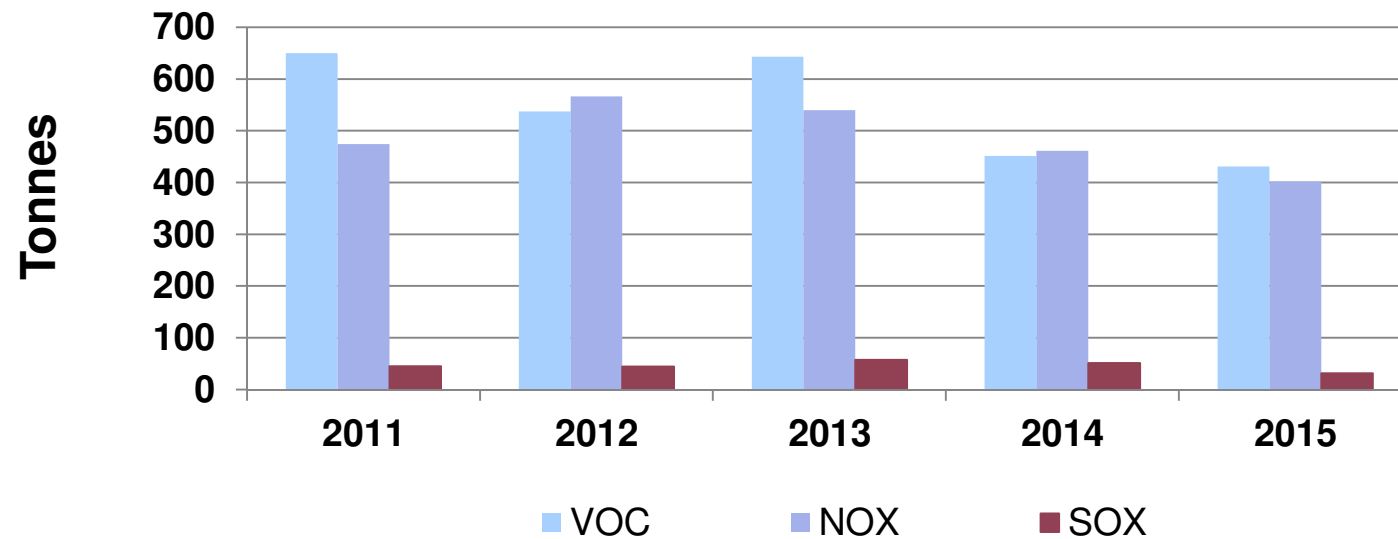
Waste

- Prescribed waste in 2016
 - Resins - Pond clean bio-pile disposal 391 tonnes.
 - Resins – mud-hole waste 75 t



Emissions

- Lower production reduced fired emissions of SOX and NOX

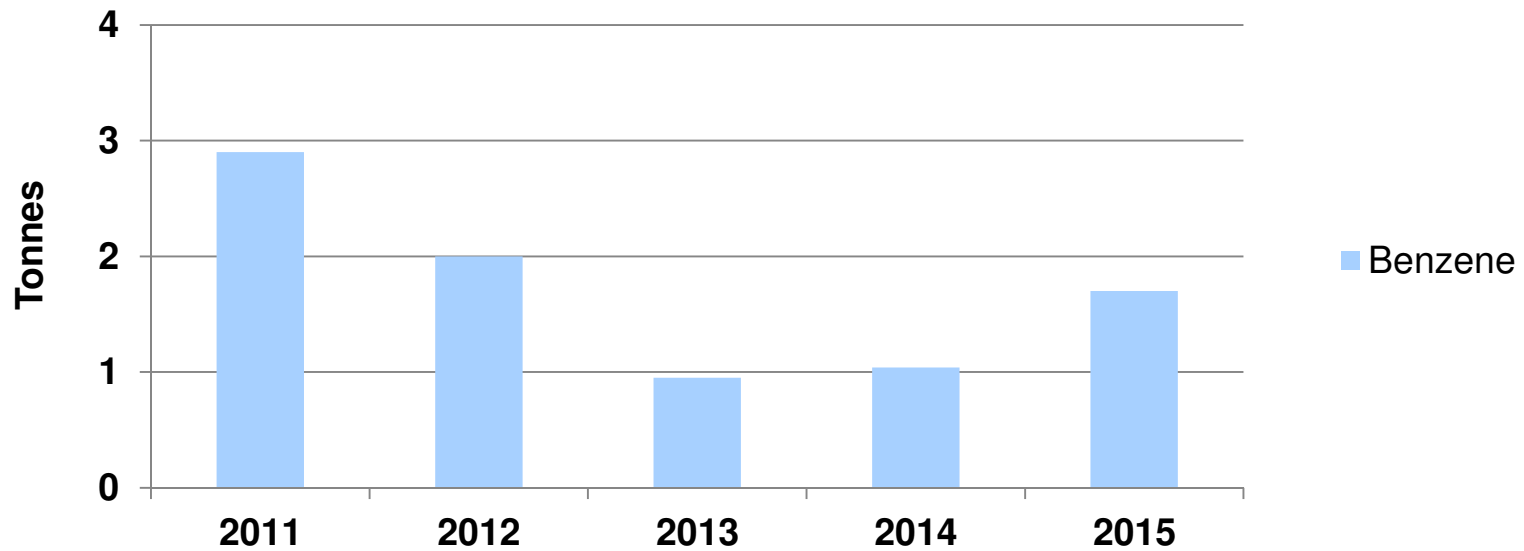


Financial year 15



Emissions

- Verified and updated all stream compositions in LDAR program.
 - Benzene composition higher in some streams caused increase



Financial year 16

