



Qenos

February 2019 EMT



Introduction

Qenos update since November ACNCG

- Qenos actions arising (nil)
- Environmental performance
- Regulatory Interface
- 2018 Groundwater monitoring

2018 Trends



Environmental performance

- No non-compliances.
- 2 odour complaints confirmed
9th November & 29th January.
- 2 Flare noise complaints accepted
1 on 24th November, 1 on 28th January



Qenos Altona safety performance

- 1 recordable injury in 2018 (Operator eye injury from small chemical splash -full recovery)
- Altona contractors have achieved a record 18 month recordable injury free period



Our contractors can be justifiably proud of their safety performance .In January,as recognition, \$6,000 was donated to The Royal Children's Hospital Children's Cancer Centre. Overall a total of \$24,500 was donated to four charities in 2018



2019 Port Phillip Bay Nurdle Hunt

29 December 2018

[Share](#) [Tweet](#)




Join us for the Port Phillip Bay Nurdle Hunt!

WHY?

Join Operation Clean Sweep® to help us map plastic resin pellet pollution across Port Phillip Bay.

Did you know:

- Plastic Resin Pellets are also known as 'nurdles'
- Nurdles are very small beads of raw plastic used in the manufacture of plastic products
- Nurdles are eaten by wildlife who mistake them as fish eggs
- Nurdles do adsorb toxins while they are in the water.



2018 Groundwater monitoring

- Gauged levels of 237 wells in November.
- Sampled 141 wells from October, 40 sampled for PFAS.
- No trigger levels in the Groundwater Quality Management Plan exceeded.
- Recommendations.
 - Review damaged wells and repair if necessary.
 - Remediation of Light Non Aqueous Phase Liquid should continue.
 - Continue assessment of PFAS in groundwater,
 - Capping as specified in the PFAS CUP should continue to be implemented and groundwater monitored to evaluate effectiveness



Regulator update

EPA

- Audited 2017-2018 Annual Performance Statement (Jan 9th)
 - Confirmed reported non compliance for discharge of PFAS to surface water.
 - Noted the capping trial at Resins tank farm
 - Confirmed reported non compliance for Flare noise.

CWW

- Nothing to report

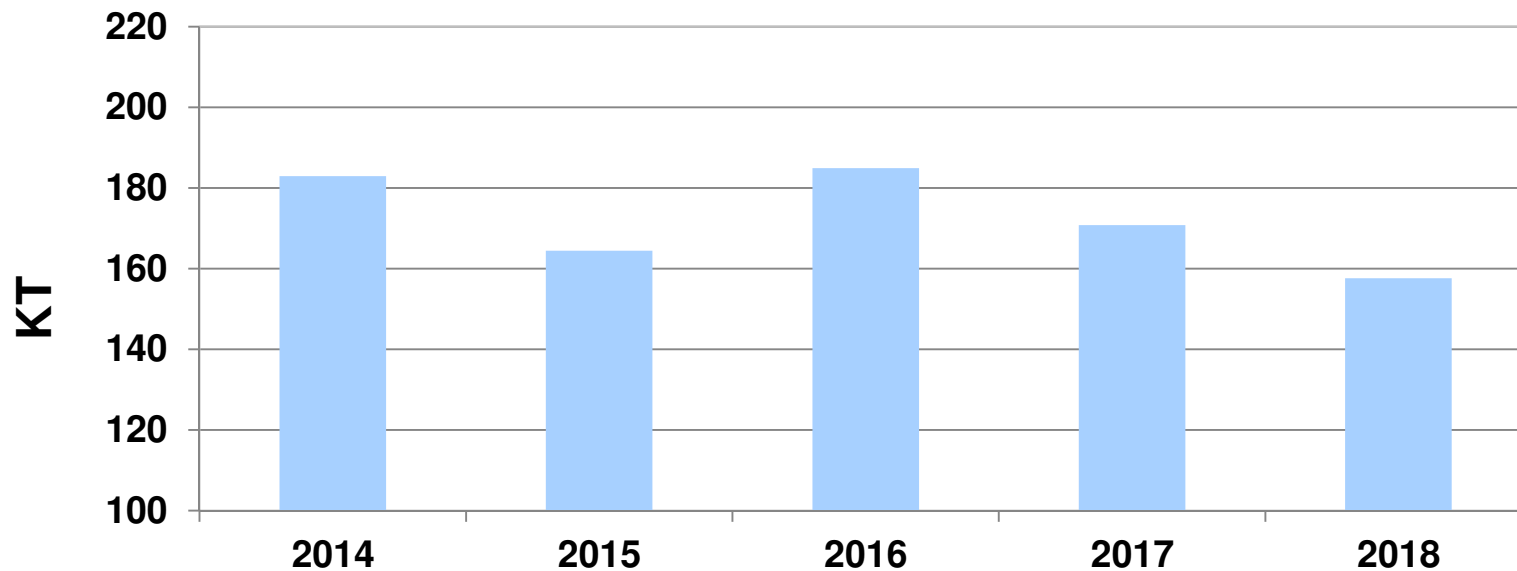
WORKSAFE

- 2018 annual inspection audit report issued. (Feb)
 - The Consultation and Audit safety system elements were rated as functional.
 - The Emergency Response element was rated partially functional. Improvement notices issued to address some safety shower and firewater system testing issues .



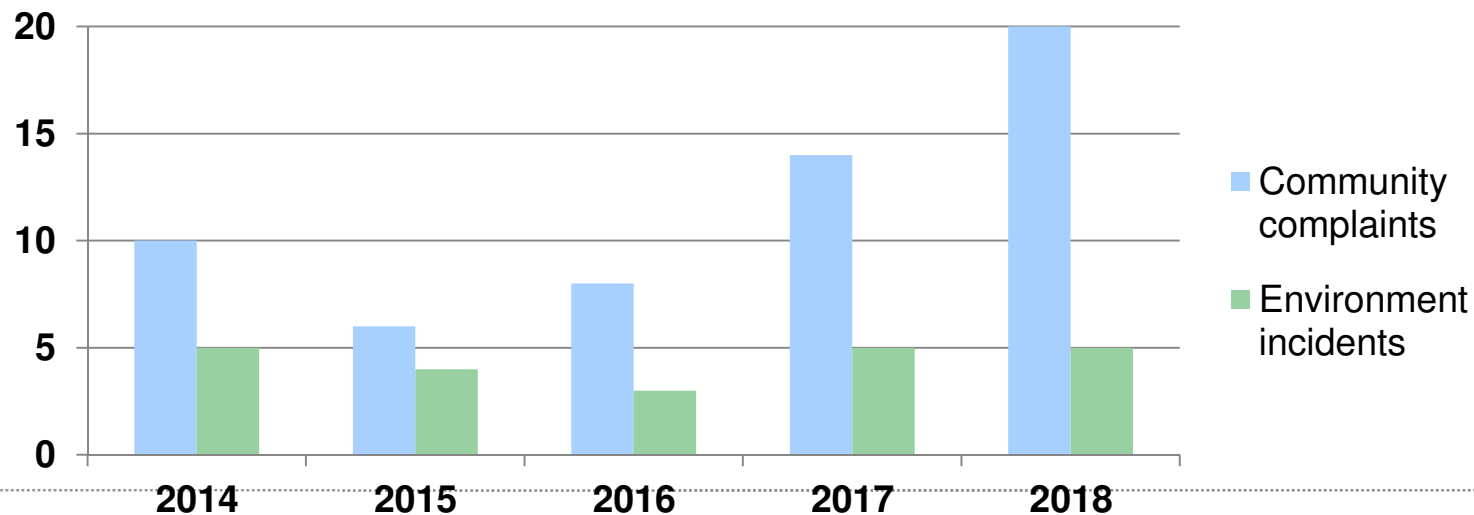
Polyethylene Production

- Production at 84% of plan
 - Reduced feedstock supply
 - Plant reliability (total steam failure & other events)
- Low production rate impacts on overall efficiency rates



Environment trends

- 16 complaints for flare noise.
 - 8 related to 3 events.
- 4 complaints for odour
- 2 non-compliances
 - Flare noise 1st June, Flare smoking 3rd July
- Three reportable events.
 - Ethylene leak 13th April, Solvent spill 1st June & T-681 SV release 3rd July



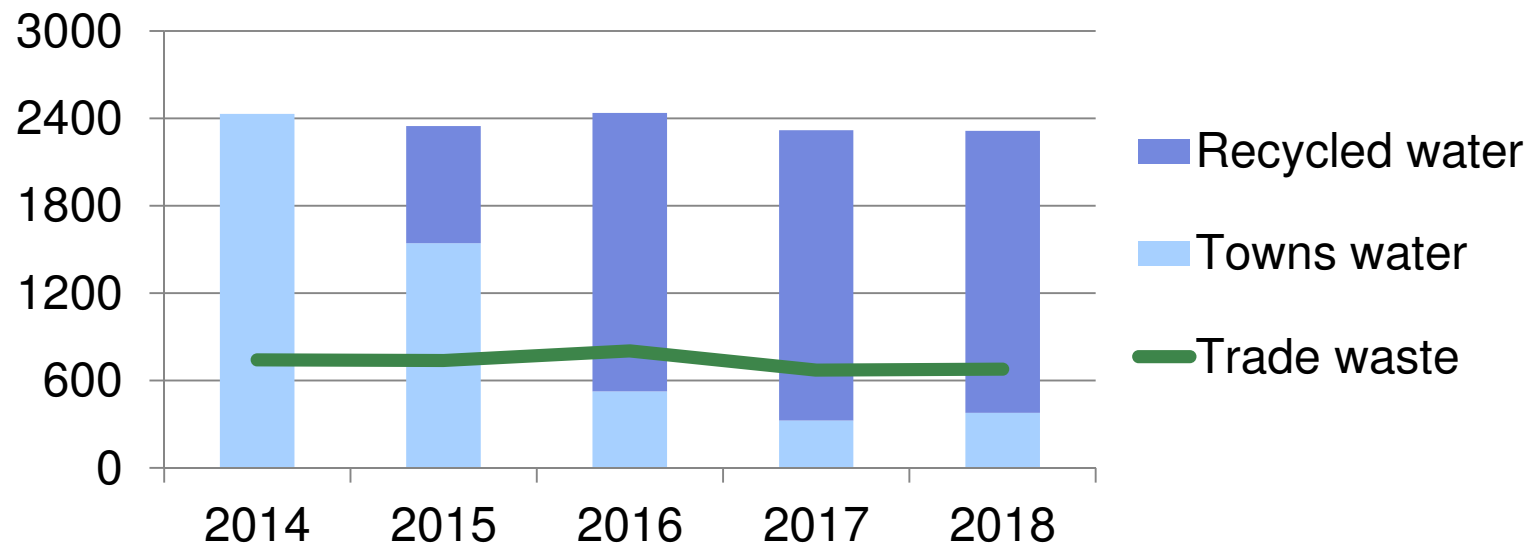
9



Water consumption

- Olefins plant using 96.4% recycled water.
- Resins water reuse on line 95.6% of time

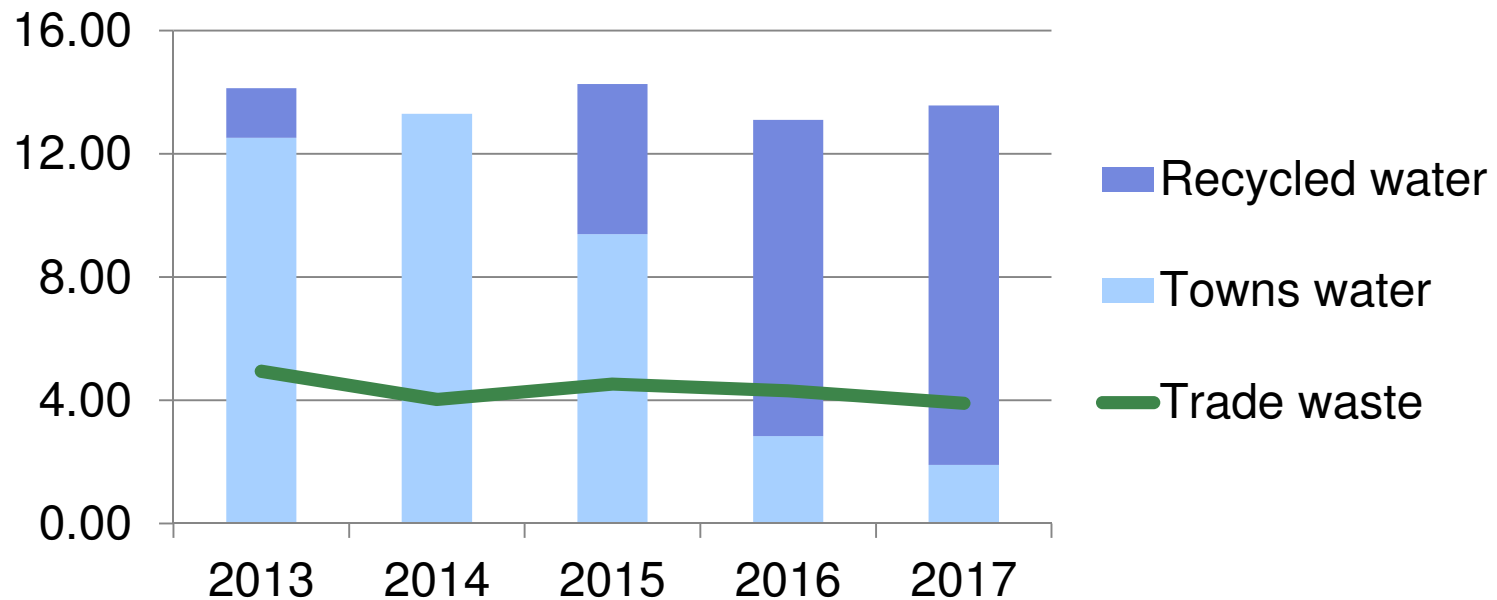
ML



Water Efficiency

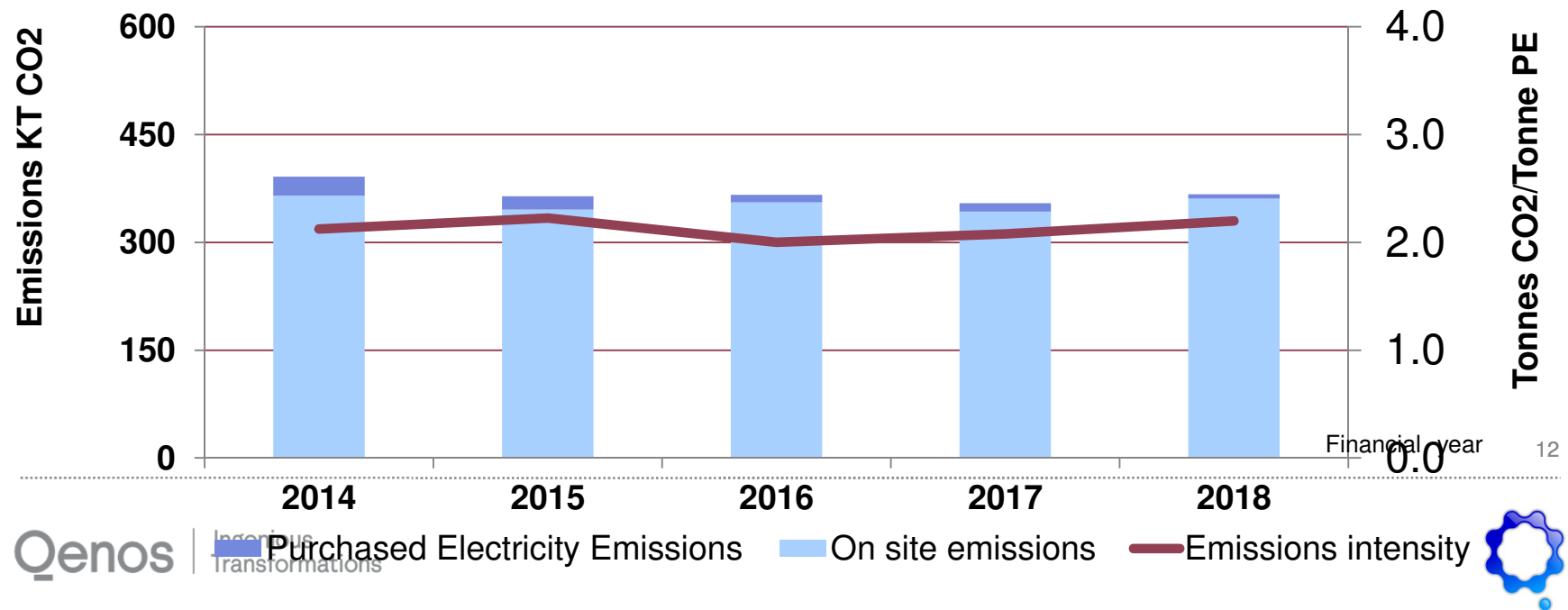
- Slight efficiency loss due to lower production

KL/T PE



Greenhouse Gas Emissions

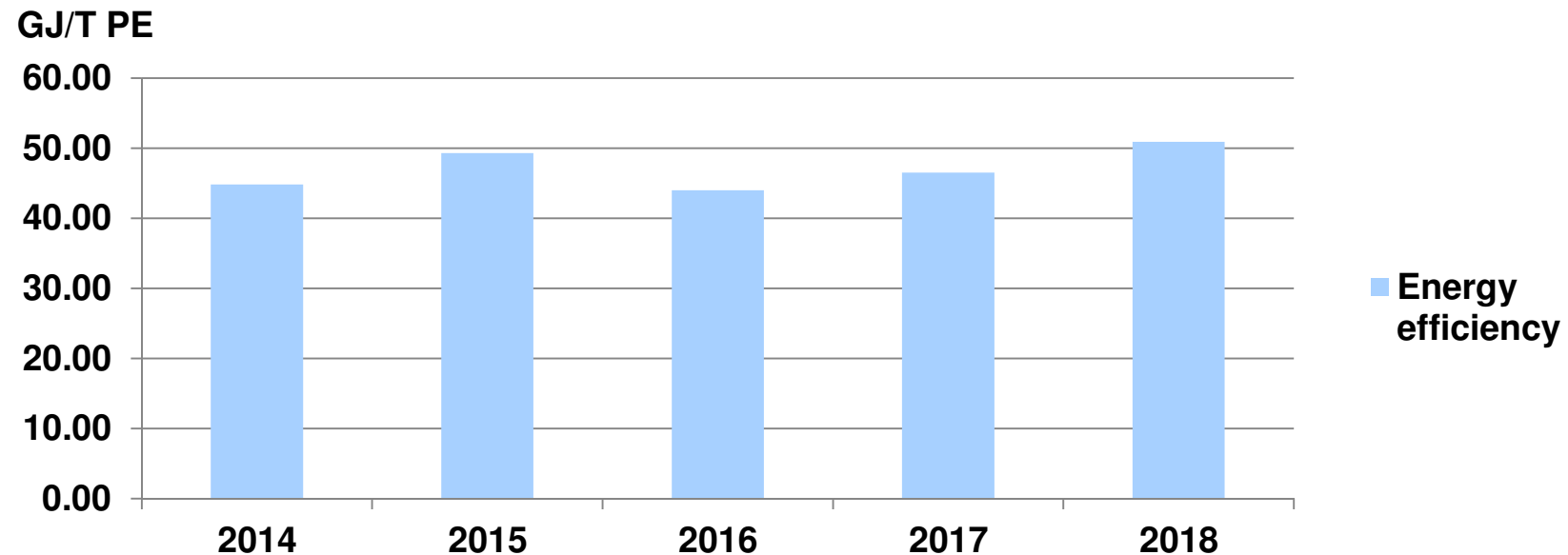
- Efficiency impacted by lower production.



Energy Efficiency

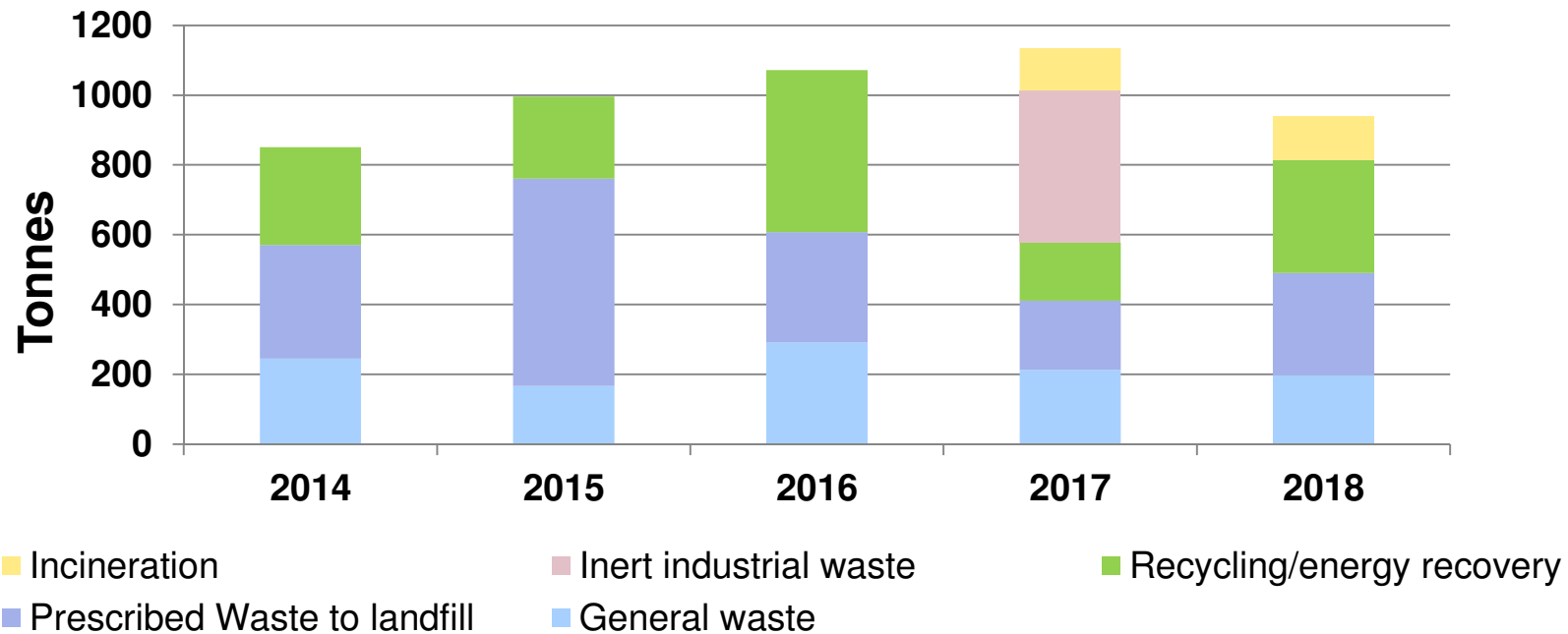
- Efficiency impacted by lower production and increased flaring

Energy efficiency



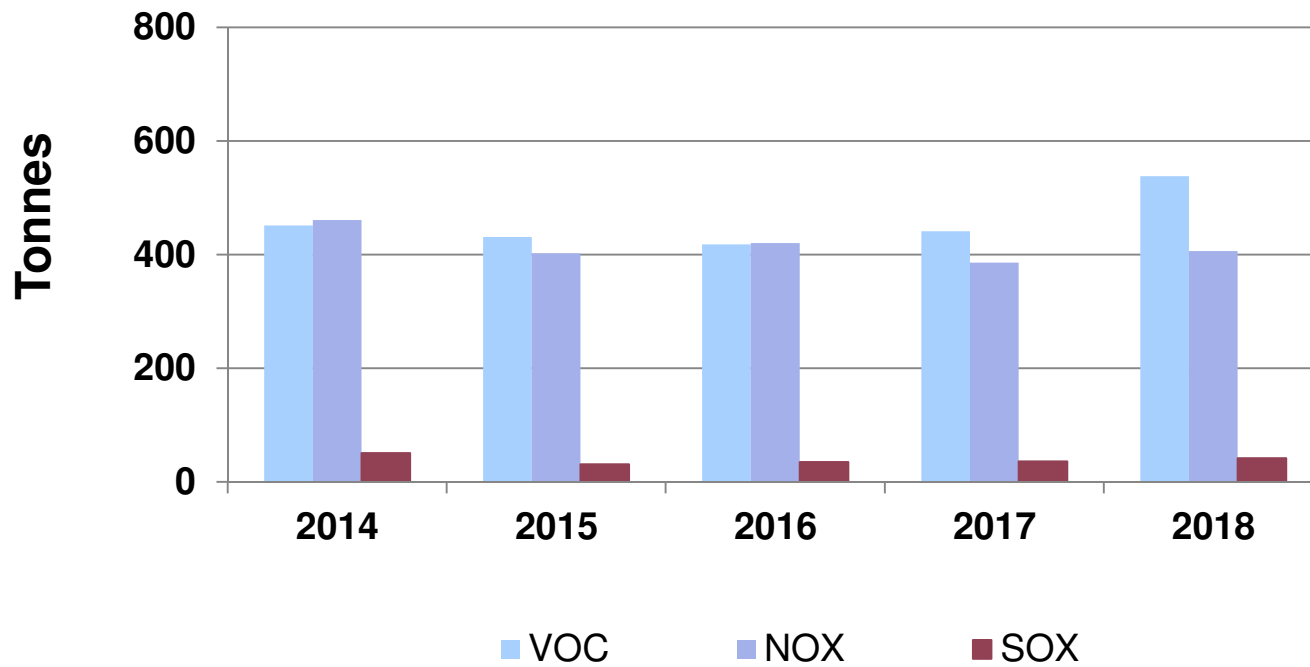
Waste

- Recycling included
 - Scrap metal recycling from demolition works. Total scrap metal @ 207t
- Prescribed Waste to Landfill included
 - Polyethylene waste 105 t
 - API separator waste oil and sludge 80 t



Emissions

- All emissions well inside license limits.

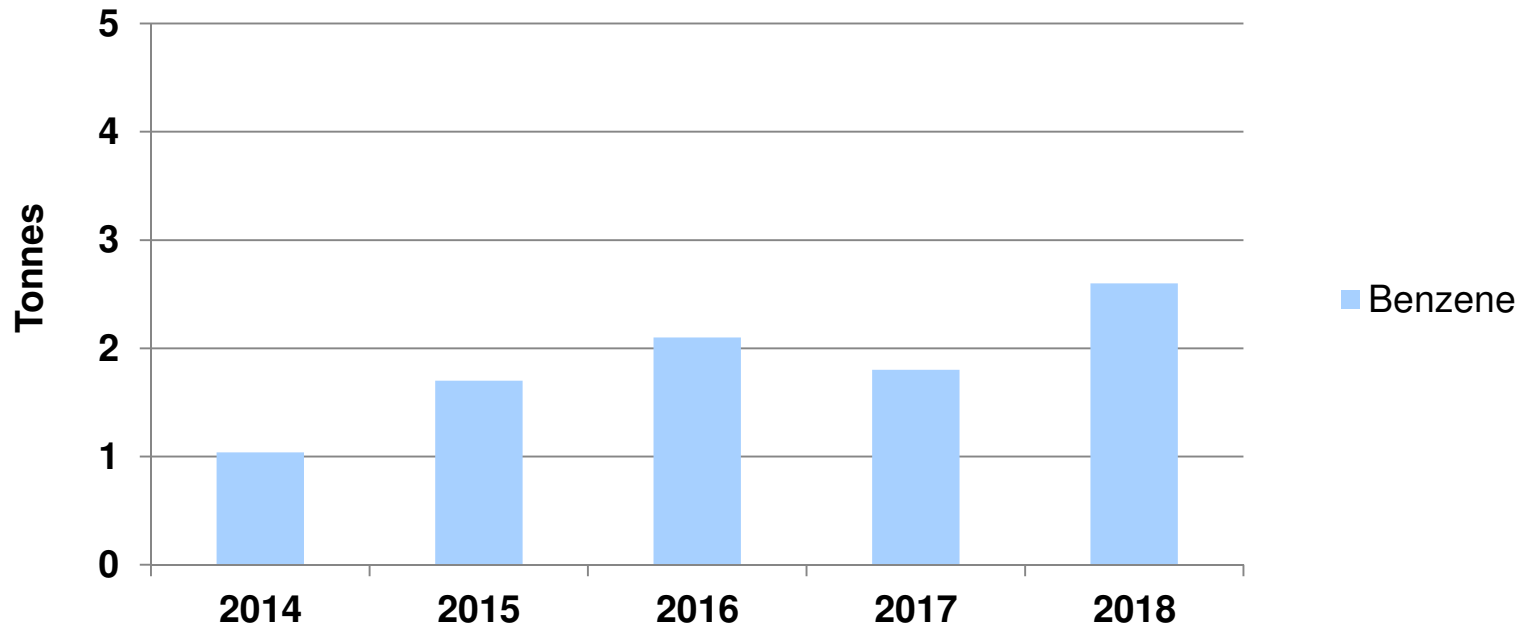


Financial year 15



Benzene emissions

- Fugitive emissions leaks from pump seals and valves being worked.



Financial year

16



2018 Total - 11
 2017 Total - 12
 2016 Total - 6
 2015 Total - 13

In period 2009 - 2014:
 Lowest rate 2 p.a
 Highest rate 23 p.a

High Pressure Events > PSV Set Points 90 Day Trend

1 PSV Lift since last meeting (27/1/19)
 -Associated with C353 unplanned trip when
 electrical component failed

Annualised trend
 90 day abnormal operation trend
 90 day normal operation trend

